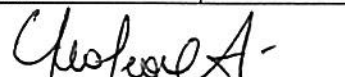
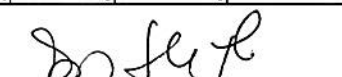
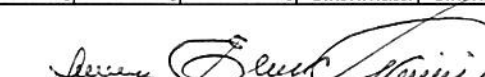


DEPARTAMENTO DE ANTIOQUIA  
SECRETARÍA DE HACIENDA  
EJECUCIÓN DE GASTOS ACUMULADOS AL MES DE DICIEMBRE DE 2020  
CUENTAS POR PAGAR

Dependencia	Tipo Inversión	Presupuesto Inicial.	Presupuesto Actual.	Devoluciones.	Suplementos.	Ctra_Crédito.	Trans_Crédito.	Reserva Pres Constituidas	Ctas por Pagar Constituidas	Pagos Cierre	Total Obligaciones	Total Gasto(Ejecución).
<b>1102 CONTRALORIA</b>												
	FUNCIONAMIENTO	3.956.308.809	3.956.308.809	0	0	0	0	0	0	3.956.308.809	3.956.308.809	3.956.308.809
<b>1111 DESPACHO DEL GOBERNADOR</b>												
	FUNCIONAMIENTO	188.758.620	188.758.620	0	0	0	0	0	0	188.758.620	188.758.620	188.758.620
<b>1112 DEPTO ADMINISTRATIVO DE PLANEACIO</b>												
	FUNCIONAMIENTO	85.942.403	85.942.403	0	0	0	0	0	0	85.942.403	85.942.403	85.942.403
	INVERSION	885.473.885	885.473.885	0	0	0	0	0	0	885.473.885	885.473.885	885.473.885
<b>1113 SRIA DE GOBIERNO Y APOYO CIUDADAN</b>												
	FUNCIONAMIENTO	86.272.886	86.272.886	0	0	0	0	0	0	86.272.886	86.272.886	86.272.886
	INVERSION	1.264.010.366	1.264.010.366	0	0	0	0	0	0	1.264.010.366	1.264.010.366	1.264.010.366
<b>1114 SRIA DE HACIENDA</b>												
	FUNCIONAMIENTO	150.685.560.191	150.685.560.191	0	0	0	0	0	0	150.685.560.191	150.685.560.191	150.685.560.191
	INVERSION	5.518.755.537	5.518.755.537	0	0	0	0	0	0	5.518.755.537	5.518.755.537	5.518.755.537
<b>1115 SRIA DE EDUCACION PARA LA CULTURA</b>												
	FUNCIONAMIENTO	276.358.781	276.358.781	0	0	0	0	0	0	276.358.781	276.358.781	276.358.781
	INVERSION	6.357.578.528	6.357.578.528	0	0	0	0	0	0	6.357.578.528	6.357.578.528	6.357.578.528
<b>1116 SECRETARIA SECCIONAL DE SALUD Y P</b>												
	FUNCIONAMIENTO	319.915.597	319.915.597	0	0	0	0	0	0	319.915.597	319.915.597	319.915.597
	INVERSION	35.377.842.750	35.377.842.750	0	0	0	0	0	0	35.377.842.750	35.377.842.750	35.377.842.750
<b>1117 SECRETARIA DE MINAS</b>												
	FUNCIONAMIENTO	28.985.611	28.985.611	0	0	0	0	0	0	28.985.611	28.985.611	28.985.611
	INVERSION	379.499.835	379.499.835	0	0	0	0	0	0	379.499.835	379.499.835	379.499.835
<b>1118 SRIA DE AGRICULTURA Y DESARROLLO</b>												
	INVERSION	15.459.689	15.459.689	0	0	0	0	0	0	15.459.689	15.459.689	15.459.689
<b>1119 SRIA DE PARTICIPACION CIUDADANA Y</b>												
	FUNCIONAMIENTO	39.879.407	39.879.407	0	0	0	0	0	0	39.879.407	39.879.407	39.879.407
	INVERSION	180.000.000	180.000.000	0	0	0	0	0	0	180.000.000	180.000.000	180.000.000
<b>1120 SRIA DE INFRAESTRUCTURA FISICA</b>												
	FUNCIONAMIENTO	47.376.762	47.376.762	0	0	0	0	0	0	47.376.762	47.376.762	47.376.762
	INVERSION	9.894.258.279	9.894.258.279	0	0	0	0	0	0	9.894.258.279	9.894.258.279	9.894.258.279
<b>1122 SRIA DE GENERAL</b>												
	FUNCIONAMIENTO	122.734.220	122.734.220	0	0	0	0	0	0	122.734.220	122.734.220	122.734.220
	INVERSION	99.150.869	99.150.869	0	0	0	0	0	0	99.150.869	99.150.869	99.150.869
<b>1124 SRIA GESTIÓN HUMANA-DLLO ORGANIZA</b>												
	FUNCIONAMIENTO	735.775.232	735.775.232	0	0	0	0	0	0	735.775.232	735.775.232	735.775.232
	INVERSION	283.852.625	283.852.625	0	0	0	0	0	0	283.852.625	283.852.625	283.852.625
<b>1125 GERENCIA INDIGENA</b>												
	FUNCIONAMIENTO	41.205.162	41.205.162	0	0	0	0	0	0	41.205.162	41.205.162	41.205.162
<b>1126 DEPTO ADMTIVO DEL SIST PREV DE DE</b>												
	FUNCIONAMIENTO	25.286.703	25.286.703	0	0	0	0	0	0	25.286.703	25.286.703	25.286.703
	INVERSION	138.845.535	138.845.535	0	0	0	0	0	0	138.845.535	138.845.535	138.845.535
<b>1127 SRIA DE LAS MUJERES DE ANTIOQUIA</b>												
	FUNCIONAMIENTO	21.337.794	21.337.794	0	0	0	0	0	0	21.337.794	21.337.794	21.337.794
<b>1133 FABRICA DE LICORES Y ALCOHOLES DE</b>												
	FUNCIONAMIENTO	12.488.515.598	12.488.515.598	0	0	0	0	0	0	12.475.855.121	12.475.855.121	12.475.855.121
	INVERSION	11.737.640.279	11.737.640.279	0	0	0	0	0	0	11.737.640.279	11.737.640.279	11.737.640.279
<b>1134 SECRETARIA DEL MEDIO AMBIENTE</b>												
	FUNCIONAMIENTO	31.619.653	31.619.653	0	0	0	0	0	0	31.619.653	31.619.653	31.619.653
	INVERSION	1.877.414.427	1.877.414.427	0	0	0	0	0	0	1.877.414.427	1.877.414.427	1.877.414.427
<b>1135 SECRETARIA DE PRODUCTIVIDAD</b>												
	FUNCIONAMIENTO	23.031.940	23.031.940	0	0	0	0	0	0	23.031.940	23.031.940	23.031.940
	INVERSION	1.197.478.283	1.197.478.283	0	0	0	0	0	0	1.197.478.283	1.197.478.283	1.197.478.283
<b>1136 GERENCIA DE AFRODESCENDIENTES</b>												
	FUNCIONAMIENTO	27.781.324	27.781.324	0	0	0	0	0	0	27.781.324	27.781.324	27.781.324
	INVERSION	3.312.424	3.312.424	0	0	0	0	0	0	3.312.424	3.312.424	3.312.424
<b>1137 GERENCIA DE SERVICIOS PUBLICOS</b>												
	FUNCIONAMIENTO	37.520.234	37.520.234	0	0	0	0	0	0	37.520.234	37.520.234	37.520.234
	INVERSION	2.260.829.516	2.260.829.516	0	0	0	0	0	0	2.260.829.516	2.260.829.516	2.260.829.516
<b>1138 GERENCIA INFANCIA Y ADOLESCENCIA</b>												
	FUNCIONAMIENTO	21.323.360	21.323.360	0	0	0	0	0	0	21.323.360	21.323.360	21.323.360
	INVERSION	89.549.450	89.549.450	0	0	0	0	0	0	89.549.450	89.549.450	89.549.450
<b>1139 GERENCIA ALIMENTARIA Y NUTRICIONA</b>												
	FUNCIONAMIENTO	21.092.902	21.092.902	0	0	0	0	0	0	21.092.902	21.092.902	21.092.902
	INVERSION	650.540.568	650.540.568	0	0	0	0	0	0	650.540.568	650.540.568	650.540.568
<b>TOTAL</b>		<b>247.524.076.034</b>	<b>247.524.076.034</b>	<b>0</b>	<b>0</b>	<b>0</b>	<b>0</b>	<b>0</b>	<b>0</b>	<b>247.511.415.557</b>	<b>247.511.415.557</b>	<b>247.511.415.557</b>

  
GUILLERMO LEÓN CADAVID CIFUENTES  
Director de Presupuesto

  
DIANA PATRICIA SALAZAR FRANCO  
Subsecretaria Financiera

  
LUZ ELENA GAVIRIA LÓPEZ  
Secretaria de Hacienda